

As an advertising agency specialized in the pachinko business, we support the development of our client companies.

Gendai Agency Inc. (former company name: Gendai Kokokusha) was established in April 1995 as an advertising agency specialized in the pachinko business. In September 2004, the year of our tenth anniversary, with the support of our shareholders and other stakeholders we became listed on the JASDAQ exchange. Our business domain consists of providing back-up support to help our clients attract customers as well as contribute to client business development and performance improvement, as we aim to be a business that provides business performance development support. Through our comprehensive range of services that span from strategy proposals to the planning and production of newspaper flyers, sales promotions, and mass media advertising, we provide highly-original complete advertising packages so as to attract customers to pachinko parlors, create new client bases, and improve customer satisfaction.

In the pachinko business, it is now the fans that select where they want to play. In our aim for an outstanding reputation, we provide proposals and a system based on the demands of our clients.

With polarization in the industry and changes in the inclinations of users, it is now the fans that select where they want to play. In response to these conditions, we have provided back-up support to help our clients through fine-tuned promotion support services based on an understanding of the psychology of fans, as well as proposals of marketing plans aimed at retaining fans. In addition, to ensure that proposals can be quickly achieved and to respond effectively to the

requests of clients, we connect sales representatives and creators online through a system that can promptly and efficiently provide only the required services when they are necessary.

Exposing needs through the gathering of real-time information, we operate in the 21st century based on the concept of steady progress with big dreams.

We have gained confidence in the success of our advertising business specialized in pachinko parlors as it has become possible to use this system to gather large volumes of real-time information from clients. We have worked to generate new demand by using this information to expose latent client needs. Our goal for the future is to further develop and expand the scope of the support services we can provide so that we can grow together and build-up new fields with even more clients. As part of these efforts, we will work towards further fine-tuned expansion in new regions while we take on new business domains, based on the themes of steady progress with big dreams.

April 2017
CEO Masataka Yamamoto



Corporate Outline

- P5 Company Profile
- P6 History
- P7 Stock-related Information
- P8 Overview of the Gendai Agency Group
- P9 Corporate Philosophy and Vision
- P10 Financial Highlights (Consolidated)

Outlook for the Pachinko Parlor Industry

- P12 Outlook for the Pachinko Parlor Industry 1
 - ~ Pachinko Industry Market Size

Advertising Business — Business Model and Strengths

- P14 Our Business
- P15 Business Model
- P16 Work Flow 1
- P17 Work Flow 2
- P18 Branch Office Network
- P19 Position and strengths
- P20 Market Share Trend in the Pachinko Parlor Advertising Business
- P21 Current Activities
 - ~ Enhancement of the Cross-Media Marketing Support Function

Overview of the Real Estate Business

- P23 Real Estate Business Overview

Future Activities

- P25 Future Management Strategy...Medium- to Long-Term Business Strategy
- P26 Future Management Strategy...Challenges Ahead
- P27 Future Management Strategy...Performance Indicators and Basic Policy on Profit Distribution

Corporate Governance, CSR Activities

- P29 Corporate Governance
- P30 CSR Activities

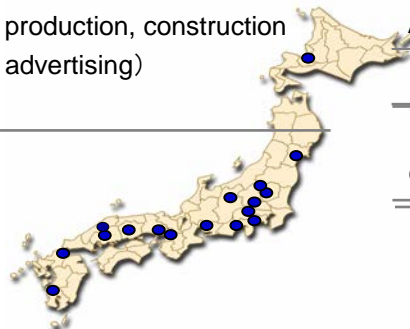
Supplemental Information

- P32 Number of Pachinko Parlors, Number of Installed Game Machines per Pachinko Parlor
- P33 Number of Installed Game Machines
- P34 Number of Pachinko Parlors by Number of Installed Game Machines

Corporate Outline

- Company Profile
- History
- Stock-related Information
- Overview of the Gendai Agency Group
- Corporate Philosophy and Vision
- Financial Highlights (Consolidated)

Company name	GENDAI AGENCY INC. http://www.gendai-a.co.jp
Location of head offices	29 Fl., Tokyo Opera City Bldg., 3-20-2 Nishi-Shinjuku, Shinjuku-ku, Tokyo 163-1429 Japan
Capital	¥751.59 million
Shares issued & outstanding	15,050,000 shares
Business activities	Planning and production of advertising and promotions
Consolidated subsidiaries	Land Support Inc. (Leasing of real estate and office brokerage) U&U Inc. (Planning and production of advertising) Julia Japan Co., Ltd. (Video and Web content production) Zealnet Inc. (Advertising-related systems development) ARC Inc. (Research and development for new service and new business model) Ensign Ad Inc. (Planning, production, construction and management of outdoor advertising) GDLH Pte.Ltd.



Directors and auditors	
Representative director and CEO	Masataka Yamamoto
Representative director and COO.CCO	Yuzuru Kamikawana
Director and CFO	Shuichi Ko
Director	Tomoharu Kitou
Director	Sekishin Sakamoto
Outside Director	Takeshi Ue (Representative director of Happy Terrace Co., Ltd.)
Outside Director	Misa Matsuzaki (Representative director of People Worldwide Co., Ltd.)
Standing Auditor	Yoshiaki Adachi
Auditor	Kouki Terada
Auditor	Toru Azuma
Auditor	Kenji Takano

*Data current as of June 29, 2017

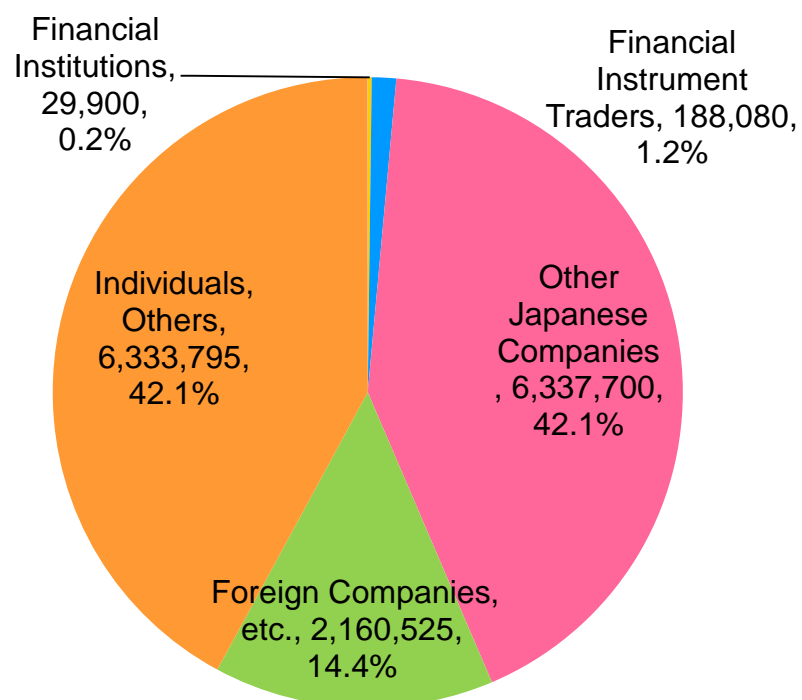
Number of employees	195 (non-consolidated) Avg. age: 36.6 *Data current as of March 31, 2017
Branch office locations *Data current as of April 1st, 2017	Sapporo, Sendai, Tokyo, Utsunomiya, Saitama, Yokohama, Matsumoto, Nagoya, Shizuoka, Osaka, Kobe, Hiroshima, Okayama , Matsuyama, Fukuoka, Kagoshima (16 locations nationwide)

- Feb. 1994. Launched advertisement business with a private company named Gendai koukokusha. (founded by Masataka Yamamoto)
- Apr. 1995. Established an advertisement firm, Gendai koukokusha, with capital of 10 million yen and opened an office at Hachioji cit., Tokyo.
- Aug. 2003. Changed the trade name to GENDAI AGENCY INC.
- Sep. 2004. Listed on JASDAQ
- Apr. 2005. Exceeded target of 10 billion, achieving net sales of 10.6 billion yen for the fiscal year ended March 31, 2005.
- Feb. 2006. Established Land Support Inc. to offer a support service for clients' seeking to acquire land to open pachinko parlor sites.
- Oct. 2006. Opened branch office in North Kyushu city and 2 other locations, resulting in a grand total of 20 branch offices.
- Apr. 2010. Earned net sales of 20.5 billion yen for the fiscal year ended March 31, 2010.
- Jul. 2010. Acquired 100% of issued shares of Julia Japan Co., Ltd. and made it a subsidiary company.
- Jan. 2012. Established Zealnet Inc. a company providing an advertising-related systems development Exceeded target of 10 billion, achieving net sales of 10.6 billion yen for the fiscal year ended March 31, 2005. service.
- Sep. 2012. Established Gendai Agency HK Limited in Hong Kong.
- Mar.2014. Acquired all the shares issued and outstanding of U&U Co., Ltd. (currently a consolidated subsidiary) to make it a wholly owned subsidiary with the aim of offering advertising services in the health food mail order industry, etc.
- Apr.2014. Established Ensign Ad Inc. (currently a consolidated subsidiary) as a joint venture to provide outdoor advertising
- Oct. 2016. The head office was relocated to Shinjuku-ku, Tokyo (3-20-2, Nishi-Shinjuku, Shinjuku-ku), from Hachioji, Tokyo (Azumacho 9-8, Hachioji).
- Nov. 2016. Established ARC Inc. (currently a consolidated subsidiary).
- Feb. 2017. Established GDLH Pte. Ltd. (currently a consolidated subsidiary) in Singapore.

Stock-related Information

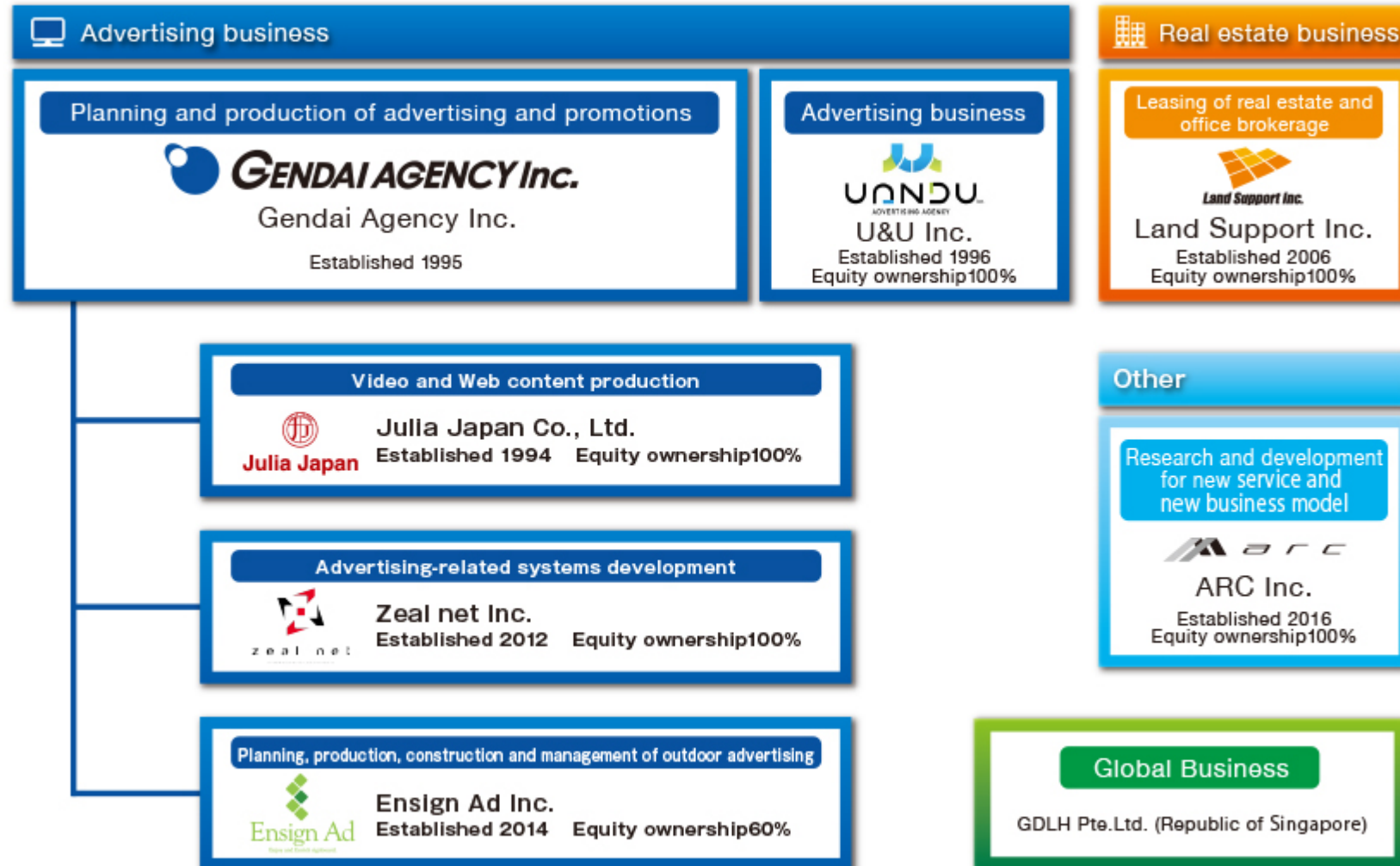
Total number of shares authorized	66,400,000
Total number of shares issued and outstanding	15,050,000
Number of shareholders	5,275

Share Distribution by Shareholder Type



Principal Shareholders

Shareholder	No. of Shares Held	%
ASSET MANAGEMENT ADVISORS Inc.	5,244,000	34.8
Bbh For Fidelity Puritan Trust: Fidelity Series Intrinsic Opportunities Fund Standing Proxy: The Bank of Tokyo-Mitsubishi UFJ, Ltd.	850,000	5.6
Japan Print Co., Ltd.	480,000	3.2
State Street Bank and Trust Company 505224 Standing Proxy: Settlement & Clearing Services Division, Mizuho Corporate Bank, Ltd.	375,000	2.5
Michiko Umeda	362,900	2.4
Masataka Yamamoto	322,400	2.1
Toshisuzu Motoyoma	320,000	2.1
State Street Bank and Trust Company Standing Proxy: Settlement & Clearing Services Division, The Hongkong and Shanghai Banking Co.Ltd.	250,990	1.7
Tomohiro Yoshida	226,500	1.5
GENDAI AGENCY Employee Stock Ownership Association	189,900	1.3



Basic Philosophy

We engage in activities aimed at supporting the earnings growth and advancement of our client companies through innovation and imagination, through which we hope to contribute to the creation of a richer, fuller society.

Vision

- 1 Our aim is to remain No. 1 among advertising companies that serve the pachinko industry.
- 2 To support the communications strategies of our clients, we develop and put into practice tools and ideas that go beyond the conventions of the advertising business.

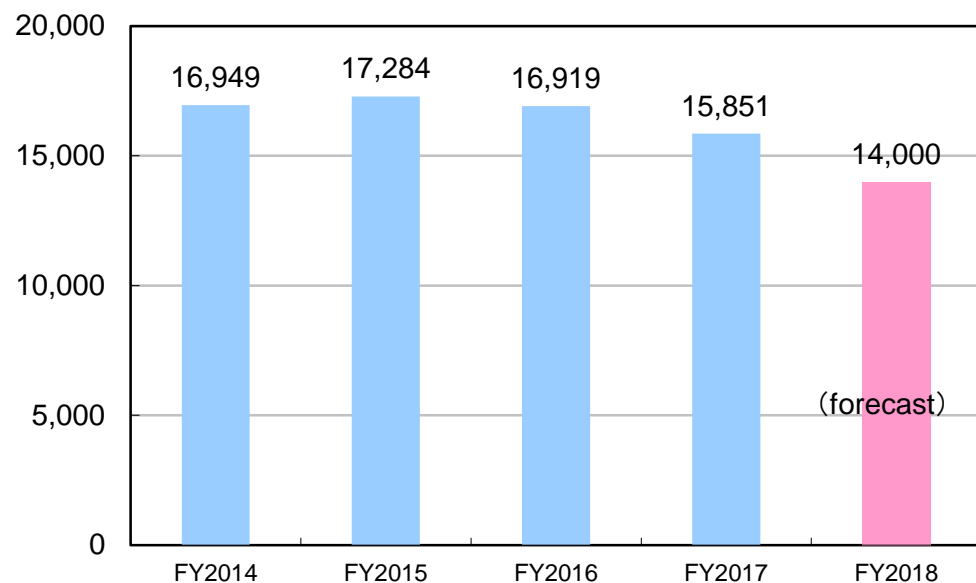
Code of Conduct

- 1 **Legal Compliance** As an integral member of society in the areas where we do business, we engage in business activities that are sound, highly transparent, and in strict compliance with the law.
 - 2 **Focus on Shareholders** Always with shareholder interest in mind, we pursue management policies aimed at raising the enterprise value of our company. and furthering the interests of our shareholders.
 - 3 **Customer Satisfaction** To gain the satisfaction and trust of our clients, we devote ourselves to constant efforts to devise new, high-grade services.
 - 4 **Respect for Employees** We value the ambitions and capabilities of every one of our employees, and we strive to provide fair working conditions and an environment conducive to doing good work.
-

(millions of yen)

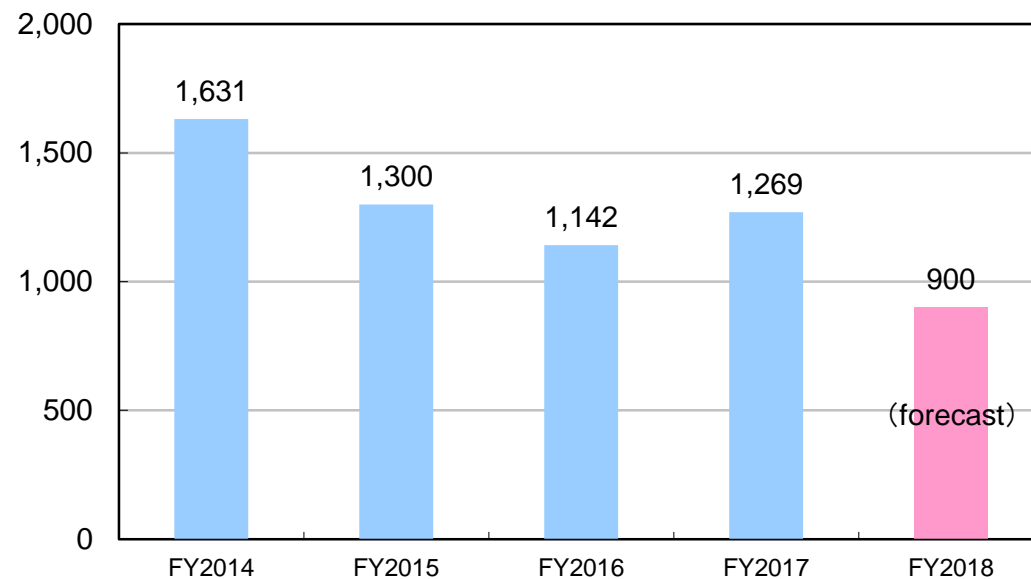
	FY2014	FY2015	FY2016	FY2017	FY2018 (forecast)
Net sales	16,949	17,284	16,919	15,851	14,000
Operating income	1,631	1,300	1,142	1,269	900
Ordinary income	1,649	1,345	1,129	1,268	900
Net income	1,031	805	490	831	600

(millions of yen) Net sales



Ordinary income

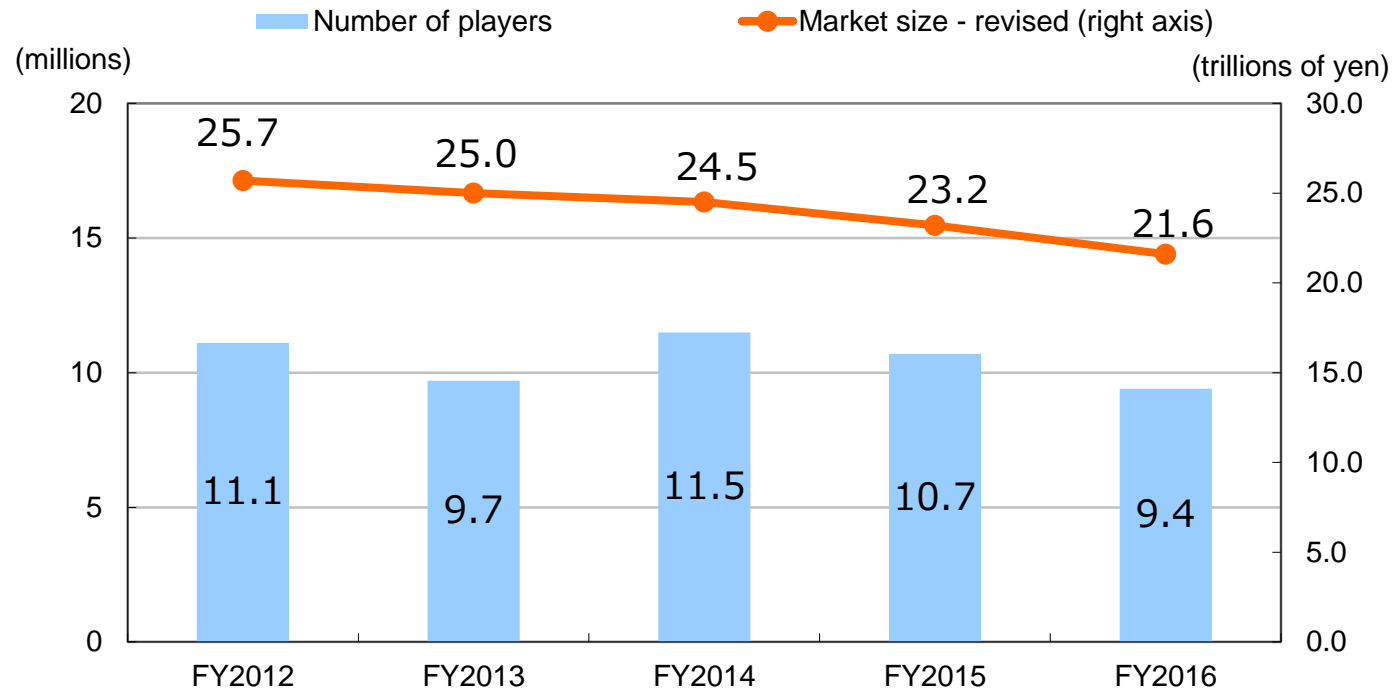
(millions of yen)



Outlook for the Pachinko Parlor Industry

- Outlook for the Pachinko Parlor Industry
 - ~ Pachinko Industry Market Size

Pachinko Industry Market Size



Sources: "White Paper on Leisure," Japan Productivity Center

- The market size has been contracting following the major changes in game machine regulations in 2007.
- The player population has continued to decline since 2009, falling below 10 million in 2013. It then briefly recovered in 2014 mainly due to management efforts, such as each company's sales activities to popularize low-price ball rental, and the resurgence in the popularity of pachislo machines. However, it slid back below the 10-million mark to 9.4 million in 2016.

Advertising Business — Business Model and Strengths

- Our Business
- Business Model
- Work Flow
- Branch Office Network
- Position and Strengths
- Market Share Trend
- Current Activities

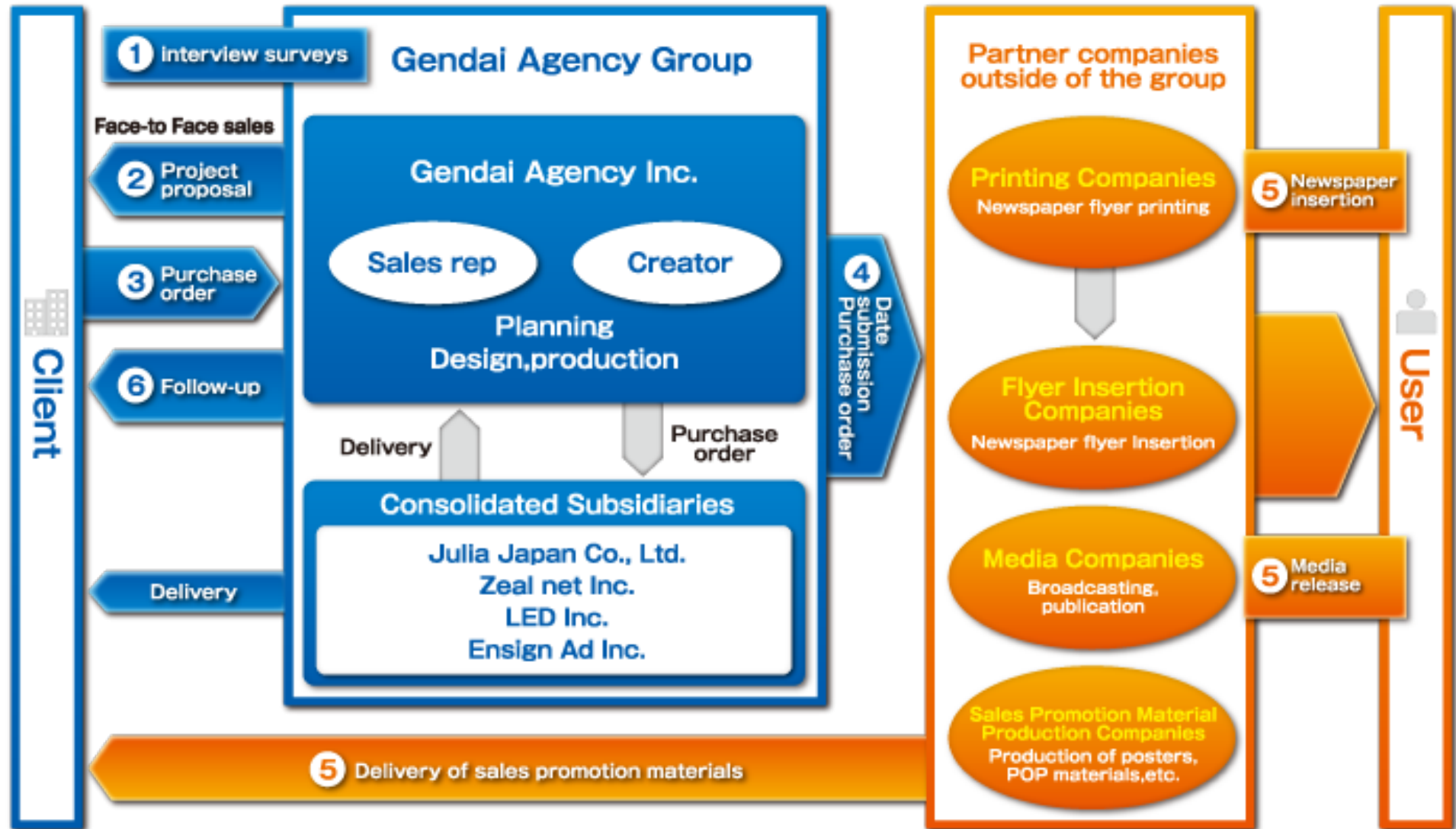
We produce and integrate a comprehensive range of advertisement activities and various kinds of other vehicles for communicating information to stimulate and increase customer participation at pachinko parlors.



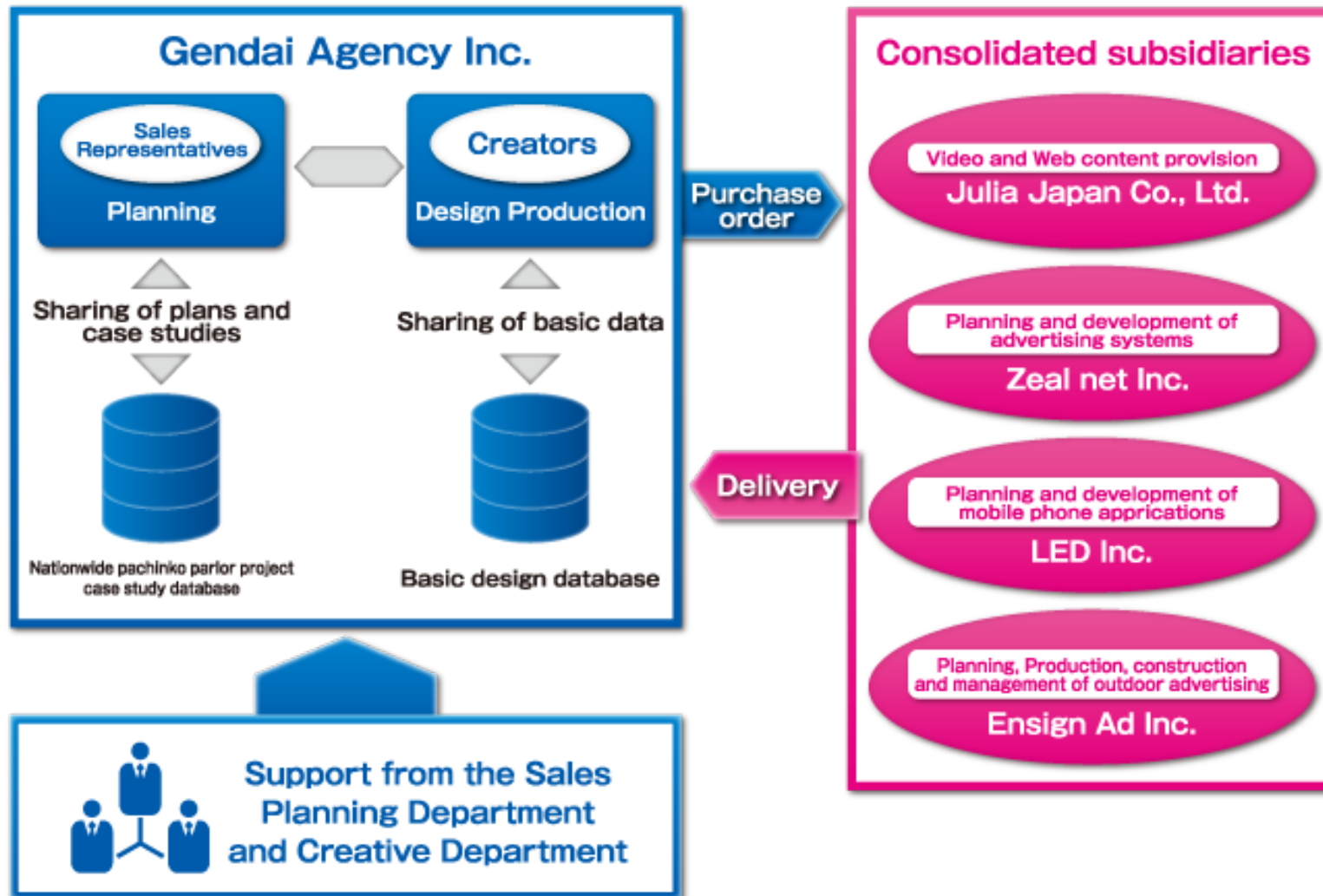
We strengthen relationships with clients and secure continuing business by repeating a cycle of proposal activities designed to more effectively attract customers. We propose appropriate advertising strategies based on a variety of information that reflects a firm grasp of customer needs. We conduct post-project interviews, confirm impact, and apply the findings to future proposals.



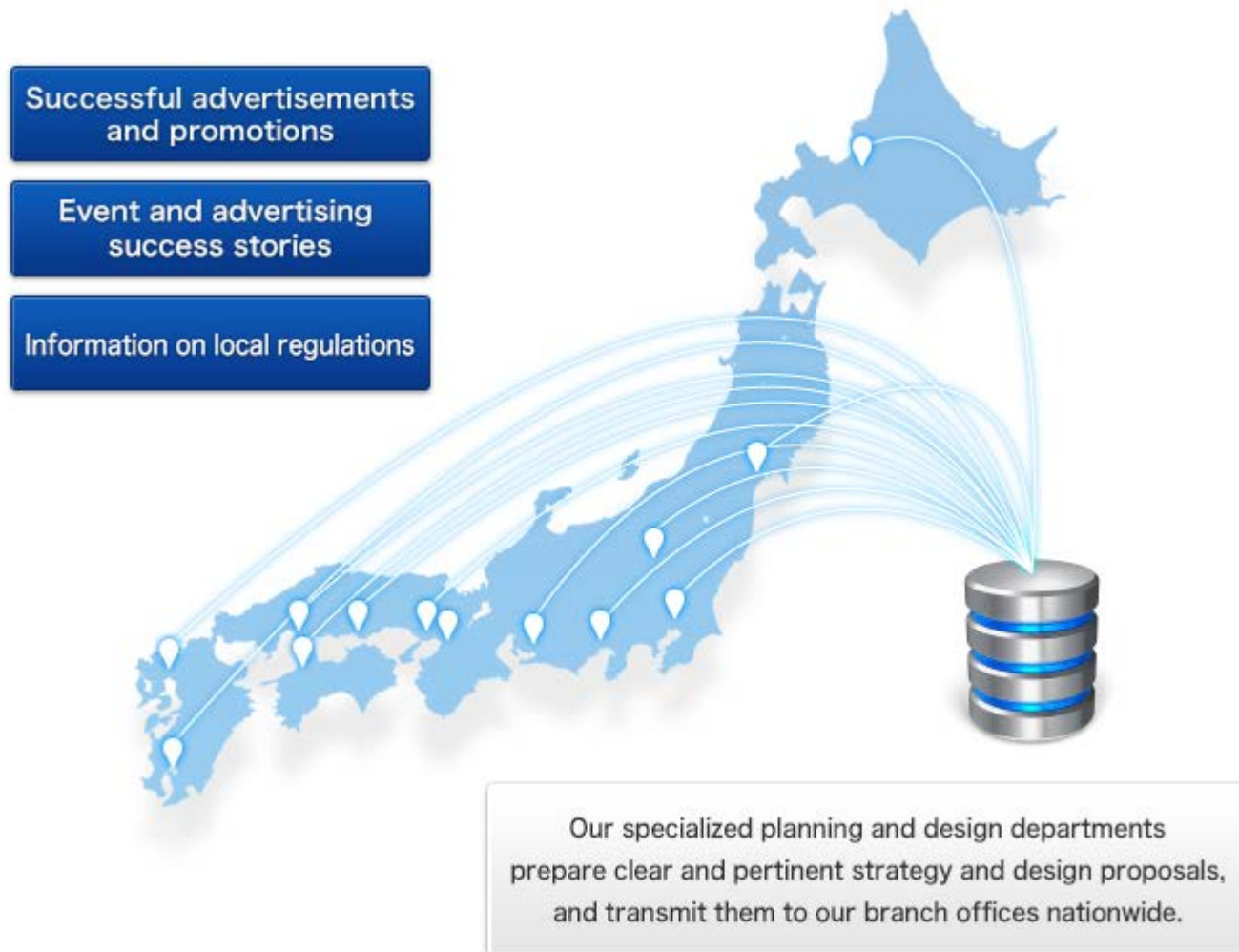
We cooperate with partner companies to offer one-stop supply of advertising materials in wide-ranging genres.



We are preparing a system for the speedy provision of high-quality services through planning, design production, video and Web content production, and the planning and development of advertising systems performed within the Group.



We have the process and system to gather the most recent information on the promotion and operation of pachinko parlors from 16 branch offices and to provide data which has been comprehensively analyzed and tailored to meet the needs of our clients.



Specialization in the pachinko industry has made it possible to provide the high value-added services required by pachinko parlors.



Breadth and depth of information

We specialize in the pachinko industry and are the only agency with a nationwide network. This enables us to propose high-value-added advertising plans based on an exceedingly wide range of information.

Diverse advertising media

We comprehensively produce complete advertising packages that are ideal for attracting customers to pachinko parlors.

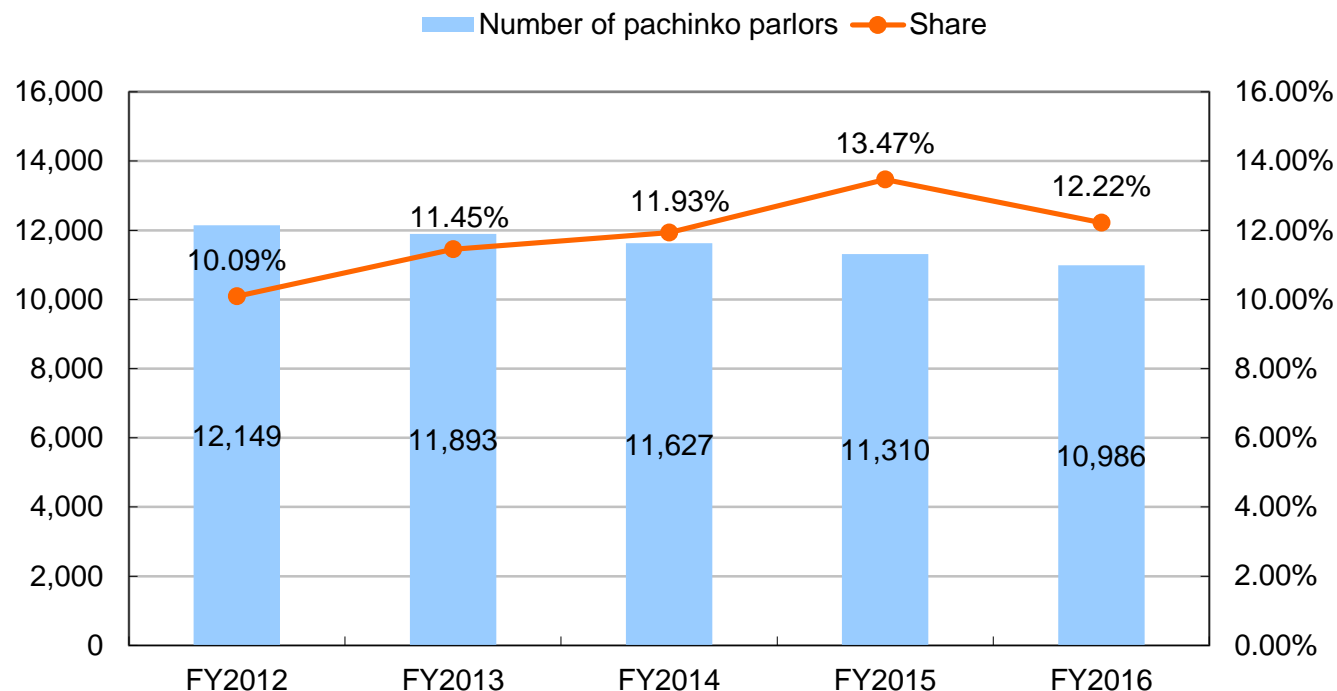
Pursuit of originality

We provide original advertising plans and designs based on promotional strategies uniquely tailored to individual pachinko parlor operators.

Market Share Trend in the Pachinko Parlor Advertising Business

(Share based on No. of pachinko parlors that we have contracts with.)

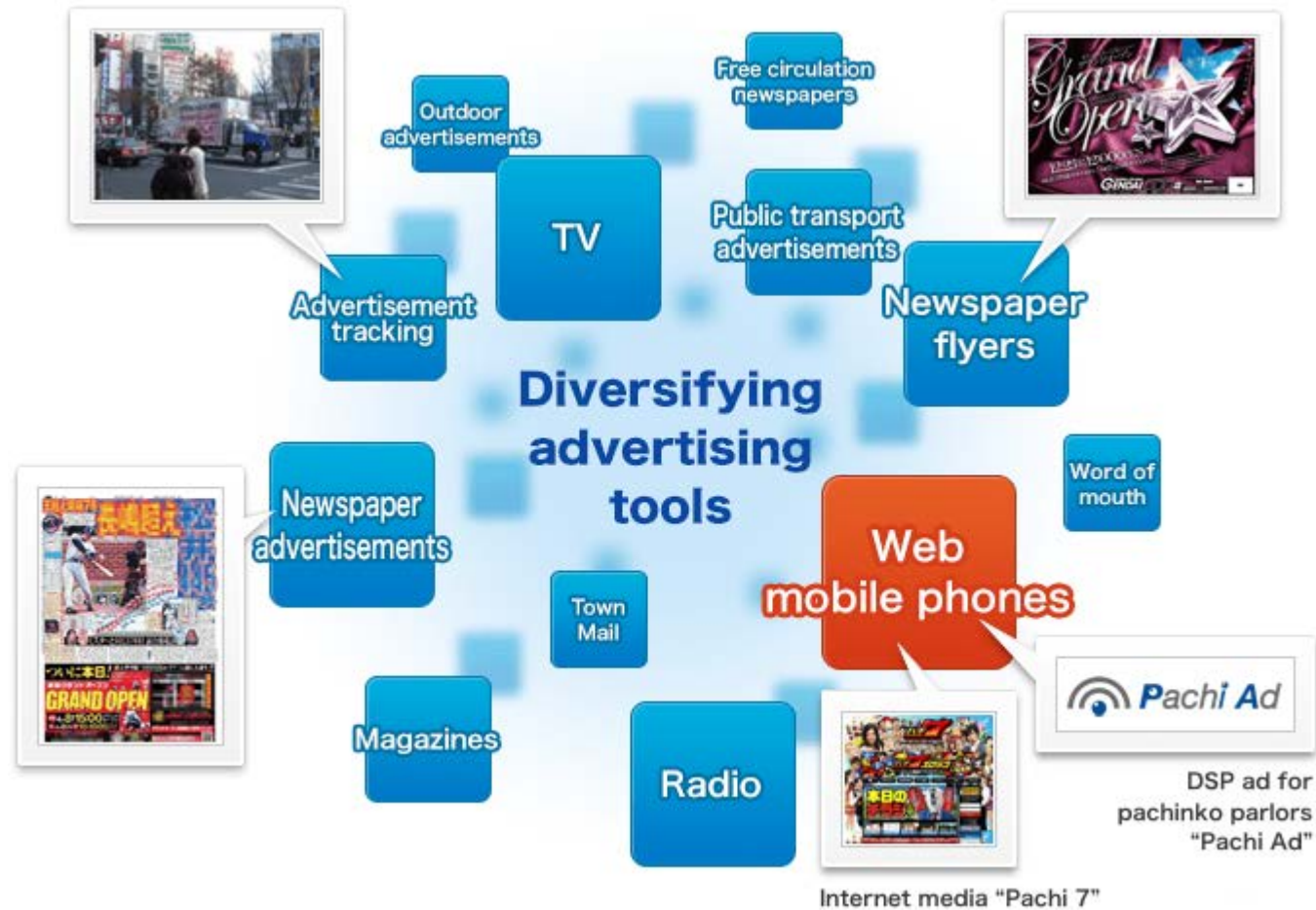
Our group attained a market share of 14% and is maintaining its No.1 position in the market. We are working to maintain and steadily increase our market share, despite the current severe business environment.



	FY2012	FY2013	FY2014	FY2015	FY2016
Number of pachinko parlors	12,149	11,893	11,627	11,310	10,986
Share	10.09%	11.45%	11.93%	13.47%	12.22%

Source: No. pachinko parlors/National Police Agency,

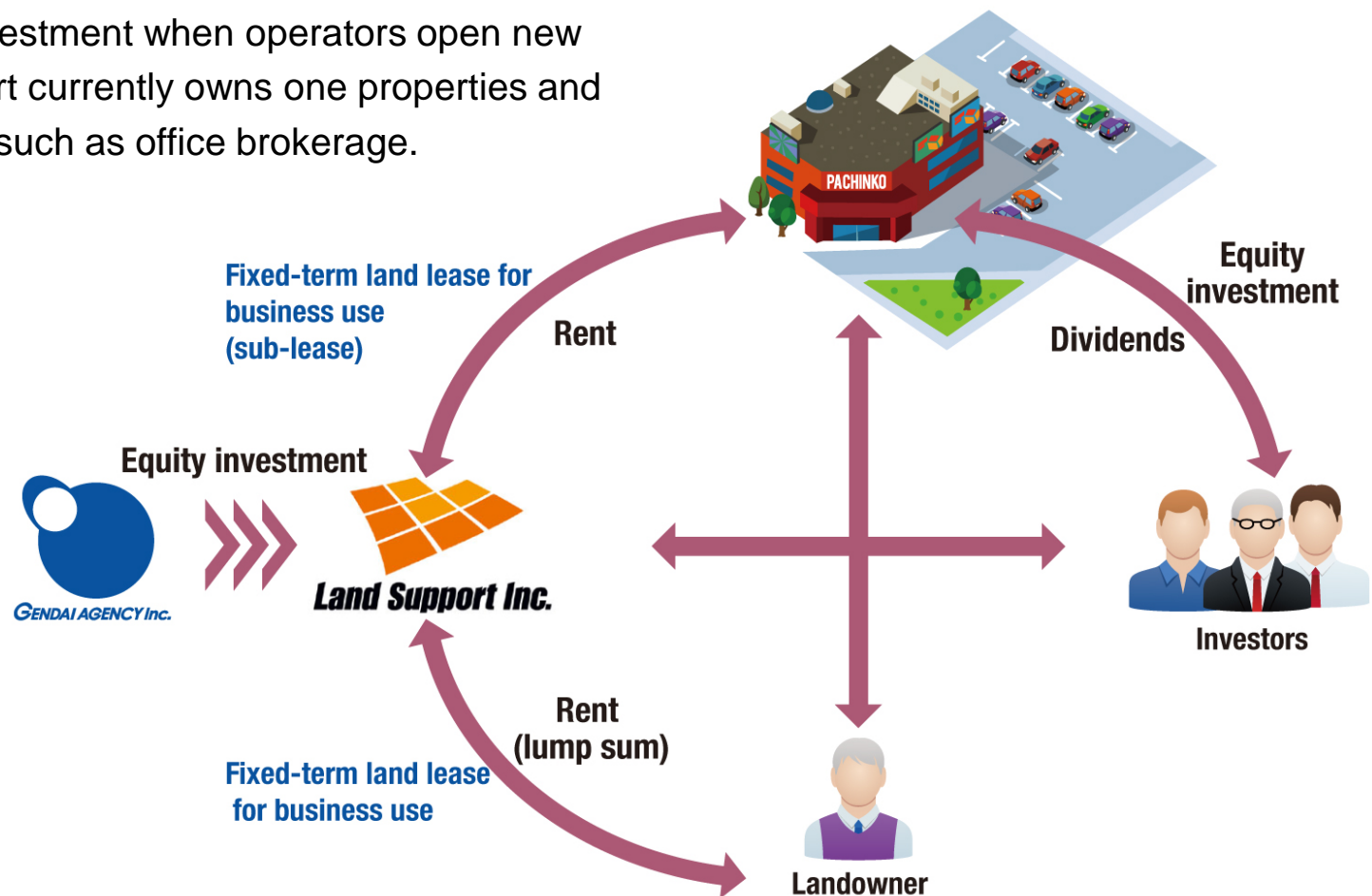
In the advertising industry, to meet client needs accompanying changes in the industry environment, we strive to upgrade and enhance our multifaceted advertising strategies, particularly mobile phone and Web advertising.



Overview of the Real Estate Business

In the Real Estate Business, a fee business focused on leasing, we bring together pachinko parlor operators and landowners.

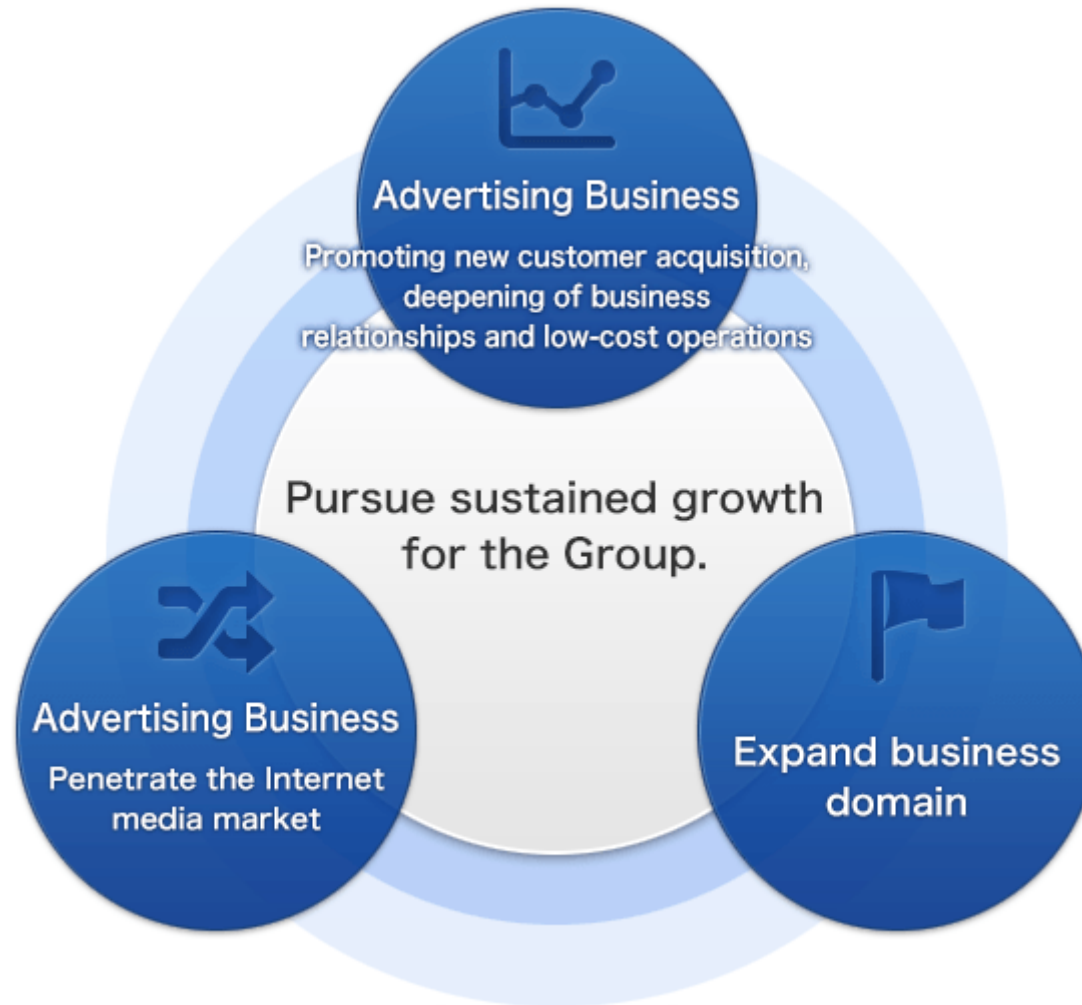
Subsidiary Land Support Inc. contracts with landowners to lease land for pachinko parlors and leases the land to parlor operators, providing a service to reduce the initial investment when operators open new pachinko parlors. Land Support currently owns one properties and engages in other businesses, such as office brokerage.



Future Activities

- Medium- to Long-term Business Strategy
- Performance Indicators and Basic Policy on Profit Distribution
- Challenges Ahead

To realize sustained growth for the Group, we will continuously pursue added value and productivity in services as the market leader in the pachinko parlor advertising market. We will always look for new business opportunities and actively work on business development.



The Group will implement the following measures for realizing its management strategies:

Transformation of the earnings structure in the pachinko parlor advertising business

- Improve profitability by implementing measures to raise the sales share of Internet media and tools
- Add further staff to pachinko parlor job advertising where demand is expected to grow to ensure improved profitability.
- Sort out of sales items taking into account individual profitability to achieve further improvement in efficiency and cost reduction in in-house operations. Build desired earnings structure by downsizing the entire business as needed.

Pursuing advertising sales activities targeting clients in industries other than pachinko parlors

- Contract-based design business --- make investments to strengthen the functions and raising the level of recognition of design e-commerce site "Adluck!" aiming to improve profitability.
- Achieve sustained growth of business by pursuing continuous acquisition of new clients, mainly mail order companies, with consolidated subsidiary U&U Co., Ltd. as the base.
- Study and research of advertising activities by clients in other industries. Active consideration of alliances with and acquisition of other ad agencies

Entry into electronic casino operation business in Southeast Asia in order to expand the business domain.

- With GDLH Pte. Ltd., the newly established consolidated subsidiary in Singapore in February 2016, as the base point, the Group will embark on electronic casino operation business in Cambodia as the first step. In the first year, along with building the operation structure and accumulating operational expertise, it will simultaneously study the opportunities to enter into other Southeast Asian countries and develop and negotiate projects for further expansion of the business.

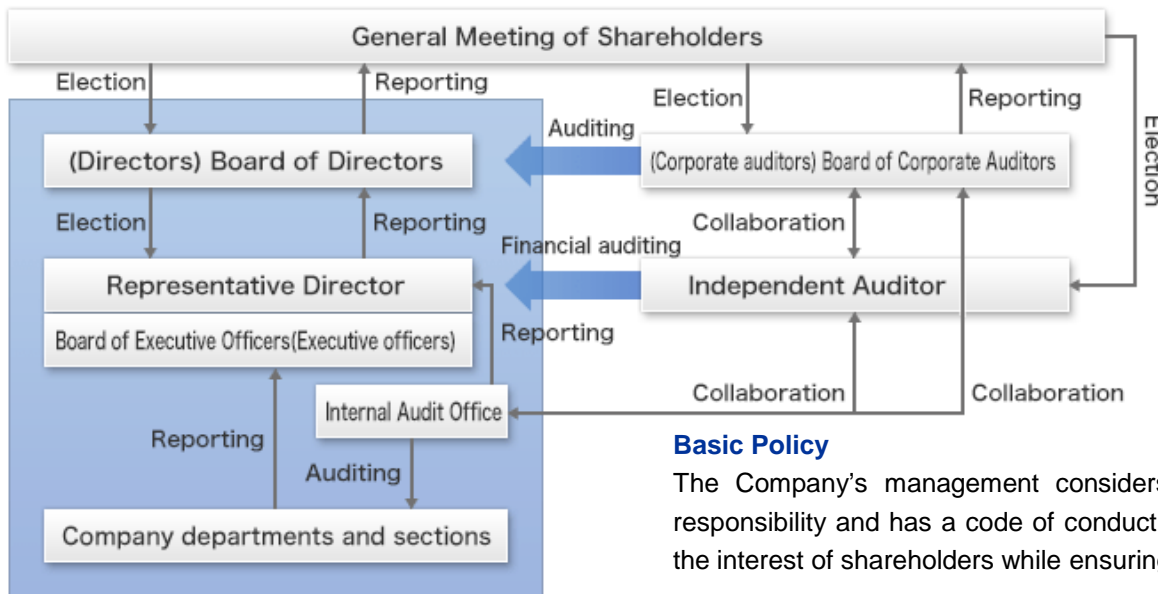
We will make steady progress toward achievement of the target performance indicators.

	FY2016	FY2017	FY2018(Forecast)
Operating margin	6.8%	8.0%	6.4%
EPS	31.22yen	54.48yen	39.86yen
ROE	9.2%	15.5%	-
Total annual dividend (Of which, interim dividend)	30yen (15yen)	25yen (12yen)	25yen (12yen)
Expected consolidated dividend payout ratio	96.1%	45.9%	62.7%

- We will engage in management that emphasizes productivity, added value, and capital efficiency to achieve an operating margin of 10% or higher and ROE of 30% or higher.
- We will maintain a target dividend payout ratio of 50% under a basic policy of maximizing shareholder value.
- We will emphasize capital efficiency improvement and purchase treasury stock when the timing is appropriate.

Corporate Governance, CSR Activities

- Corporate Governance
- CSR Activities



Basic Policy

The Company's management considers sustained growth in shareholder value to be its most important responsibility and has a code of conduct that calls for the practice of corporate activities constantly focused on the interest of shareholders while ensuring management soundness (compliance) and transparency (disclosure).

Board of Directors

The Company decides matters prescribed in laws and regulations and the Articles of Incorporation and important matters of company management prescribed in the Board of Directors Regulations at meetings of the Board of Directors held at least once a month. Since the Company has a small number of full-time directors, routine, frequent communication is possible, and the Company believes the management system makes possible checks and effective oversight of business execution by means of the election of outside directors. The Company has introduced an executive officer system for the purpose of segregating decision making and management oversight from business execution and clearly defining responsibilities. The Board of Executive Officers, consisting of executive officers elected by the Board of Directors, engages in rigorous deliberations and realizes agile business execution.

Board of Corporate Auditors

The corporate auditors regularly attend meetings of the Board of Directors, actively participate in meetings of the Board of Executive Officers and other important internal meetings, and focus on conducting audits to detect violations of the law or the Articles of Incorporation or matters that infringe the interest of shareholders. The Board of Corporate Auditors meets periodically to discuss important matters concerning auditing.

GENDAI AGENCY INC. will endeavor to implement initiatives to promote a sustainable society and economic development, taking into consideration the environment, social responsibility, and corporate governance.



For the Environment

We strive to preserve the natural environment and contribute to the development of society through our business activities.

- For the environment

To conserve resources and energy, we strive for paperless operation in our offices and use eco-cars for company vehicles.



Together with Society

We will engage in activities to ensure development together with our many stakeholders.

- Together with society
- Together with customers
- Together with business partners
- Together with our employees

We engage in activities including volunteer activities to support affected areas by the Great East Japan Earthquake of 2011 and participation in the Ecocap Movement to fund vaccines for children around the world, and the introduction of employee assistance programs to promote the mental and physical health of employees.



As a Responsible Company

We engage in various CSR activities as an ongoing concern trusted by society.

- Corporate governance
- Compliance
- Information security
- Risk management

We engage in activities such as the development of a system for the early detection of compliance violations by employees.

Supplemental Information: Industry Overview

- Number of Pachinko Parlors, Number of Installed Game Machines per Pachinko Parlor

Source: National Police Agency

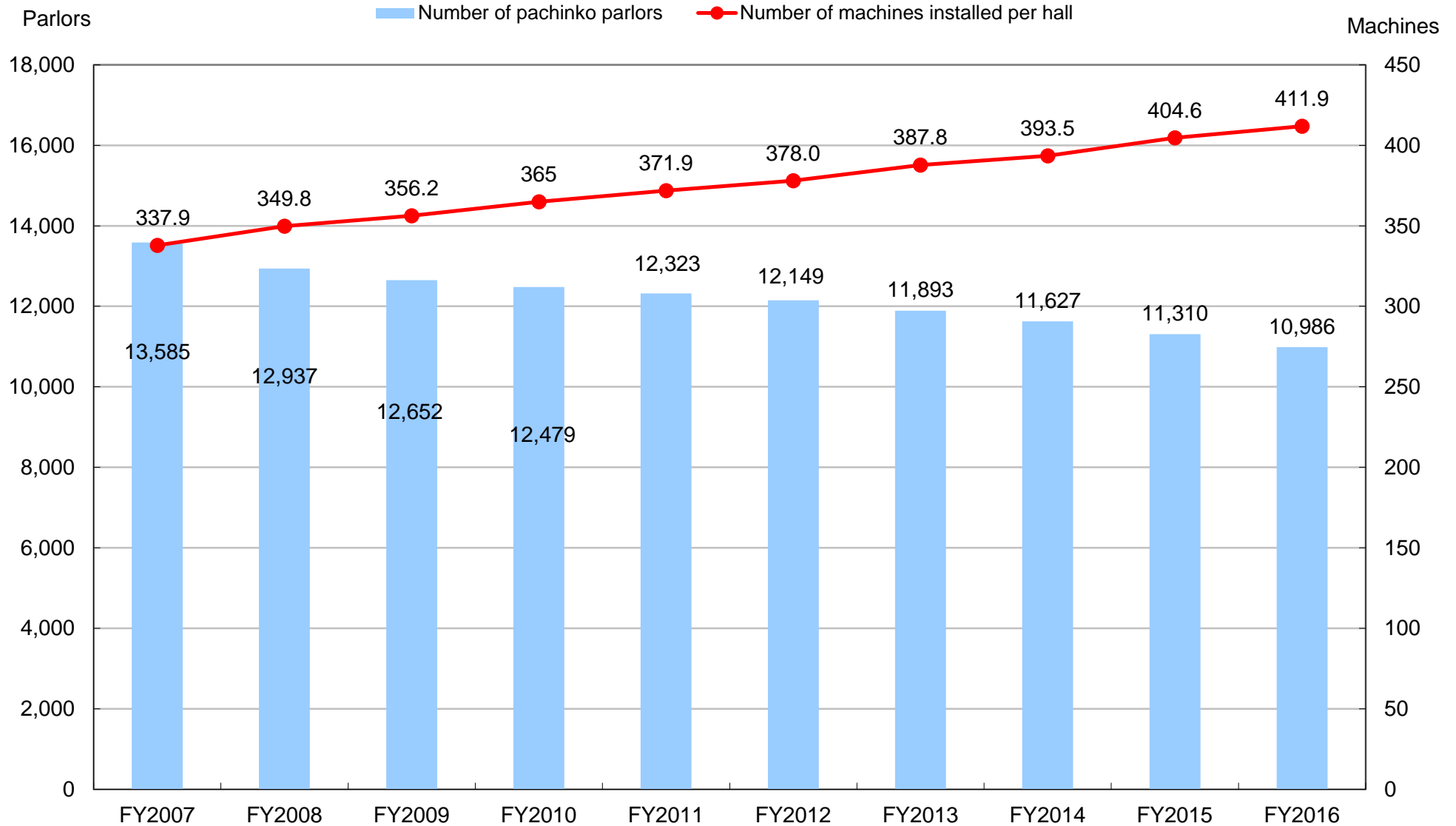
- Number of Installed Game Machines Source: National Police Agency

- Number of Pachinko Parlors by Number of Installed Game Machines

Source: National Police Agency

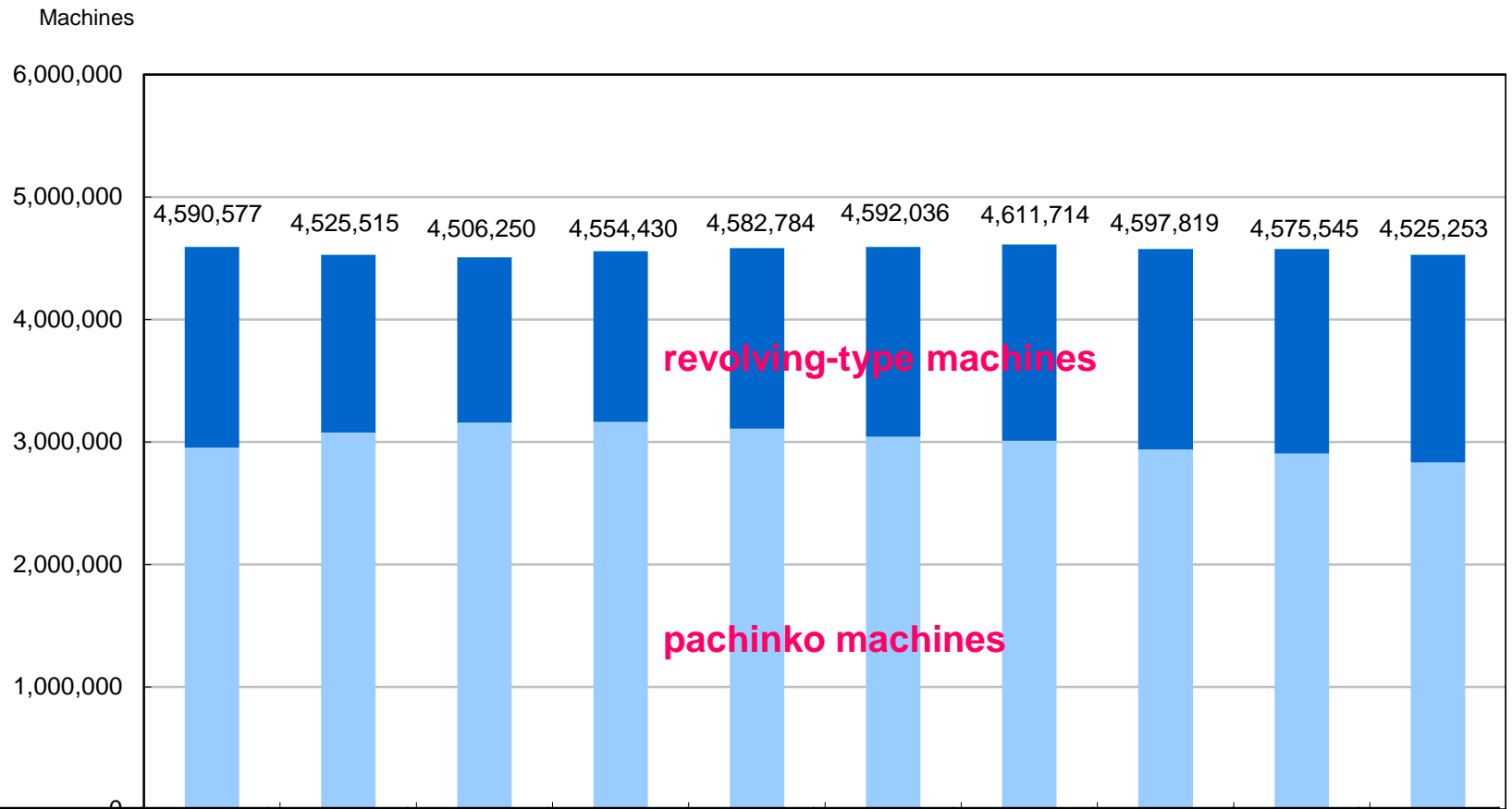
Reference Information: Number of Pachinko Parlors, Number of Installed Game Machines per Pachinko Parlor

Source : National Police Agency



Reference Information: Number of Installed Game Machines

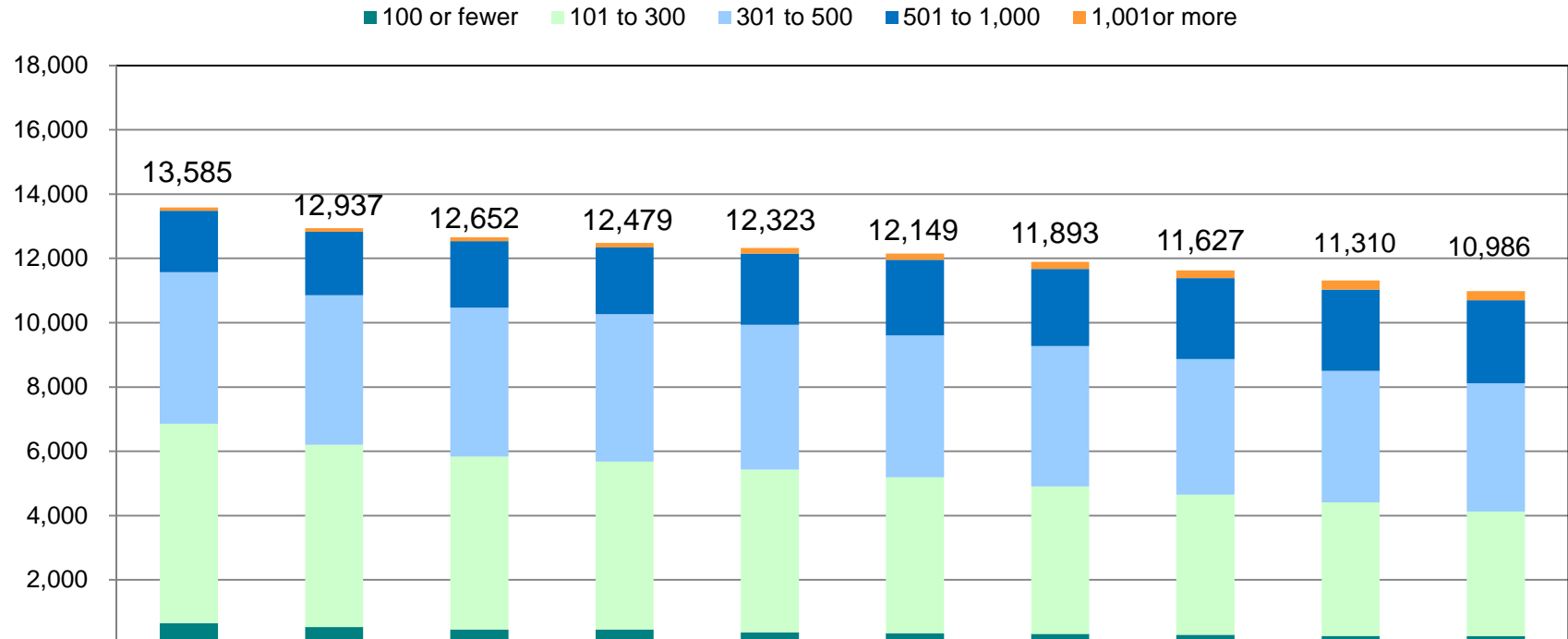
Source : National Police Agency



	FY2007	FY2008	FY2009	FY2010	FY2011	FY2012	FY2013	FY2014	FY2015	FY2016
Number of arrange ball and other machines	4,380	1,789	947	331	321	275	288	258	241	252
Number of revolving-type machines	1,887,239	1,936,470	2,003,482	1,635,860	1,448,773	1,347,176	1,390,492	1,474,838	1,549,319	1,602,148
Number of pachinko machines	3,077,537	2,960,939	2,932,952	2,954,386	3,076,421	3,158,799	3,163,650	3,107,688	3,042,476	3,009,314
Total	4,590,577	4,525,515	4,506,250	4,554,430	4,582,784	4,592,003	4,611,714	4,597,819	4,575,545	4,525,253

Reference Information: Number of Pachinko Parlors by Number of Installed Game Machines

Source : National Police Agency



	FY2007	FY2008	FY2009	FY2010	FY2011	FY2012	FY2013	FY2014	FY2015	FY2016
1,001 or more	103	110	118	139	170	190	222	243	278	287
501 to 1,000	1,914	1,976	2,069	2,076	2,218	2,355	2,400	2,518	2,534	2,585
301 to 500	4,710	4,649	4,627	4,585	4,499	4,411	4,365	4,218	4,082	3,987
101 to 300	6,204	5,664	5,374	5,216	5,066	4,853	4,588	4,355	4,154	3,880
100 or fewer	654	538	464	463	370	340	318	293	262	247
Total	13,585	12,937	12,652	12,479	12,323	12,149	11,893	11,627	11,310	10,986

Explanation Concerning the Appropriate Use of the Earnings Forecasts and Other Special Notes

These materials contain earnings forecasts and other forward-looking statements. All such forward-looking statements are based on information available to Gendai Agency Inc. as of the date of preparation of these materials and on certain other information that Gendai Agency Inc. believes to be reasonable. Actual business results and other outcomes may differ materially from those expressed or implied by forward-looking statements.

Investor relations contact:

Corporate Planning

Department

Ph: +81 3-5358-3334

Email: m-ir-info@gendai-a.co.jp

URL: <http://www.gendai-a.co.jp/>